

**ENGAGEMENT CONTROL STATION,
GUIDED MISSILE, TRUCK MOUNTED: AN/MSQ-104**

Reference: TM 9-1430-600-20

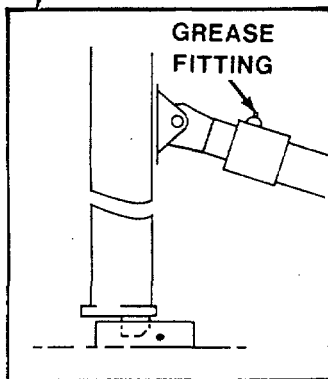
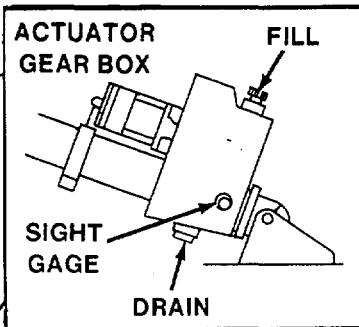
Intervals and the related manhours are based on normal operation. The manhour time specified is the time you need to do all the services prescribed for a particular interval. Change the interval if your lubricants are contaminated or if you are operating the equipment under adverse operating conditions, including longer than-usual operating hours. You may extend the interval during the periods of low activity, but you must take adequate preservation precautions. Clean fittings before lubricating. Clean parts with trichloroethane and a clean cloth. Dry grease fittings before greasing. Keep lubricants in closed containers. Keep lubricants and grease gun clean. The crewmember performs all lubrication.



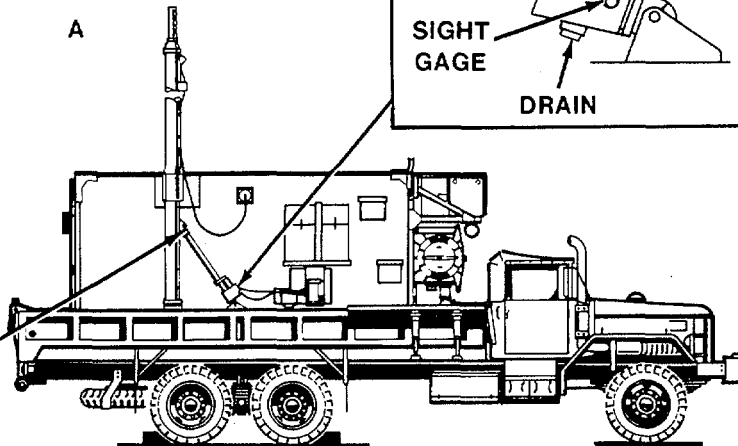
The DLT Antenna should be in the raised position to allow complete draining of the actuator gear box.

	LUBRICANT • INTERVAL	
ACTUATOR GEAR BOX (SEE NOTE 1)	EP	A

ACTUATOR ARM (SEE NOTE 2)	EP2	A
------------------------------	-----	---



ACTUATOR ARM



TOTAL MAN-HOURS

Interval A	Man-hours 0.5
	KEY
LUBRICANTS	EXPECTED TEMPERATURES
EP-OIL, Mobil EP Gear Oil SHC630	ALL
EP2-GREASE, Shell ALVANIA EP2 PER MIL G 23827	ALL



1. ACTUATOR GEAR BOX - Annually, drain gear box and fill to center of sight gage with EP gear oil.
2. ACTUATOR ARM - Annually, grease one fitting with EP2 per MIL-G23827.

Copy of this Lubrication Order will remain with the equipment at all times. Instructions herein are mandatory.

BY ORDER OF THE SECRETARY OF THE ARMY

JOHN A. WICKHAM, JR.
General, United States Army
Chief of Staff

OFFICIAL:

ROBERT M. JOYCE
Major General, United States Army
The Adjutant General

Distribution:

To be distributed in accordance with DA Form 12-32, Organizational maintenance requirements for Patriot Missile System.

RECOMMENDED CHANGES TO EQUIPMENT TECHNICAL PUBLICATIONS



THEN...JOT DOWN THE
DOPE ABOUT IT ON THIS FORM.
CAREFULLY TEAR IT OUT, FOLD IT
AND DROP IT IN THE MAIL.

SOMETHING WRONG WITH PUBLICATION

FROM: (PRINT YOUR UNIT'S COMPLETE ADDRESS)

DATE SENT

PUBLICATION NUMBER

PUBLICATION DATE

PUBLICATION TITLE

BE EXACT PIN-POINT WHERE IT IS

PAGE
NO.

PARA-
GRAPH

FIGURE
NO.

TABLE
NO.

IN THIS SPACE, TELL WHAT IS WRONG
AND WHAT SHOULD BE DONE ABOUT IT.

PRINTED NAME, GRADE OR TITLE AND TELEPHONE NUMBER

SIGN HERE

